

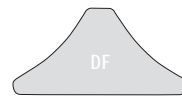
spec



JIB (JB)



SPINNAKER (SK)



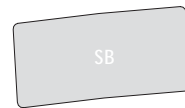
DRIFTER (DF)



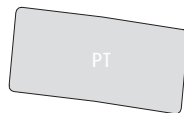
MAIN CONCAVE (MV)



MAIN CONVEX (MX)



STARBOARD (SB)



PORT (PT)



HULL (HU)