

spec



Overbed Tables

THERMOFORM FINISH OPTIONS



HARD ROCK MAPLE
Best Laminata Match
KENSINGTON MAPLE WILSONART 10776-60



VALLEY OAK
Best Laminata Match
GOLDEN OAK WILSONART 7888-60



CHOCOLATE PEAR TREE
Best Laminata Match
CAFELLE WILSONART 7933T-60



MAHOGANY
Best Laminata Match
VERSAILLES ANIGRE WILSONART 7923-07



CHOCO CHERRY
Best Laminata Match
BRIGHTON WALNUT WILSONART 7922-07



ANTIQUE WHITE
Best Laminata Match
ANTIQUE WHITE WILSONART 1572-60



ALMOND
Best Laminata Match
NATURAL ALMOND WILSONART D30-60



SUMMER FLAME
Best Laminata Match
SUMMER FLAME ARBORITE W-420-VL



CANDLELIGHT
Best Laminata Match
CANDLELIGHT ARBORITE W-421-VL



Overbed Tables

Spec Overbed Tables combine attractive, ergonomic design with infection-resistant features uniquely suited to the healthcare environment.

Choose between two base designs offering complete mobility and height adjustment. Tops are available in rectangle and kidney shapes with laminate or Thermoform tops. Laminate tops are available in any standard Wilsonart, Nevamar, Formica, Pionite or Arborite matte finish offering. Thermoform tops are offered in a range of nine standard finishes, all with a spill collector edge.



U Base Design

U Base design features a low profile foot and is standard in Nevada or Graphite Grey. Height range is 29" to 44" and with a fixed foot height of 1 3/4". Standard with swivel non-locking casters.




H Base Design

H Base design is standard in Nevada or Graphite Grey. Height range is 29" to 44" and with a fixed foot height of 5". Standard with swivel non-locking casters.

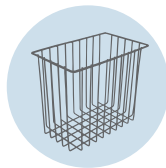


Flip-up Table


The Flip-up Table is available on U and H base designs and is standard in Thermoform. It features a seamless spill collector top with two integrated cup holders.




Hide-away vanity with mirror



Wire basket attaches to column of bedside table



Thermoform tops combine durability with ease of cleaning and feature a spill collector top in a seamless finish



Tops are 3/4" and available in rectangle and kidney shapes with laminate or Thermoform. Edges for laminate tops are 3mm flat PVC, with 38 available colors. See Spectone color card.



Spec Furniture Inc.
Tel: 416 246 5550 Fax: 416 246 5549 Toll Free: 1 888 761 7732
specit@specfurniture.com www.specfurniture.com



The Earth Friendly logo is your assurance that Spec Furniture is committed to making sustainability our highest priority throughout our operations



Mixed Sources
Cert no. SW-COC-002111
© 1996 FSC
Printed on FSC certified paper